

Special for Australian Market

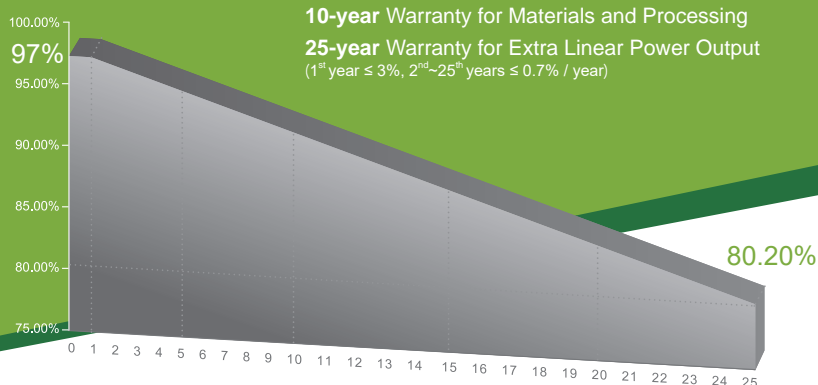


STAR™ II 285W~305W

5BB-Monocrystalline PV Module

ASM6610M Series

Tier 1 Bloomberg	No.1 PHOTON	MunichRe Insured	DNV GL 2017 TOP Performance
----------------------------	-----------------------	---------------------	--



Optional: Black frame designed for the certain projects and applications (e.g. residential rooftop and so on)

COMPREHENSIVE CERTIFICATES



First solar company which passed the TUV Nord IEC/TS 62941 certification audit.

KEY FEATURES

- +5W OUTPUT POSITIVE TOLERANCE**
Guaranteed 0~+5W positive tolerance ensures power output reliability.
- INNOVATIONAL 5-BUSBAR CELLS**
Reduces the cell series resistance and internal stress, decreases the risk of micro-crack and improves the module output.
- EXCELLENT MECHANICAL LOAD CAPABILITY**
Certified to withstand: snow load (6000 Pa) and wind load (3600 Pa).
- LOWER TEMPERATURE COEFFICIENT**
Improved temperature coefficient decreases power loss in the high temperature application.

ELECTRICAL SPECIFICATIONS

STC rated output (P_{mpp})*	285 Wp	290 Wp	295 Wp	300 Wp	305 Wp
Rated voltage (V_{mpp}) at STC	31.80 V	32.15 V	32.38 V	32.59 V	32.80 V
Rated current (I_{mpp}) at STC	8.97 A	9.03 A	9.12 A	9.21 A	9.30 A
Open circuit voltage (V_{oc}) at STC	39.15 V	39.45 V	39.81 V	39.90 V	40.05 V
Short circuit current (I_{sc}) at STC	9.46 A	9.54 A	9.59 A	9.68 A	9.72 A
Module efficiency	17.5%	17.8%	18.1%	18.4%	18.7%
Rated output (P_{mpp}) at NOCT	209.4 Wp	213.1 Wp	216.8 Wp	220.5 Wp	224.1 Wp
Rated voltage (V_{mpp}) at NOCT	29.27 V	29.58 V	29.79 V	30.00 V	30.21 V
Rated current (I_{mpp}) at NOCT	7.16 A	7.20 A	7.28 A	7.35 A	7.42 A
Open circuit voltage (V_{oc}) at NOCT	36.32 V	36.60 V	36.93 V	37.01 V	37.15 V
Short circuit current (I_{sc}) at NOCT	7.61 A	7.67 A	7.71 A	7.79 A	7.82 A
Temperature coefficient (P_{mpp})	- 0.380%/°C				
Temperature coefficient (I_{sc})	+0.042%/°C				
Temperature coefficient (V_{oc})	- 0.284%/°C				
Normal operating cell temperature (NOCT)	46±2°C				
Maximum system voltage (IEC)	1000V _{DC}				
Number of diodes	3				
Junction box IP rating	IP 67				
Maximum series fuse rating	15 A				

* Measurement tolerance +/- 3%

STC: Irradiance 1000W/m², Cell Temperature 25°C, AM=1.5

NOCT: Irradiance 800W/m², Ambient Temperature 20°C, AM=1.5, Wind Speed 1m/s

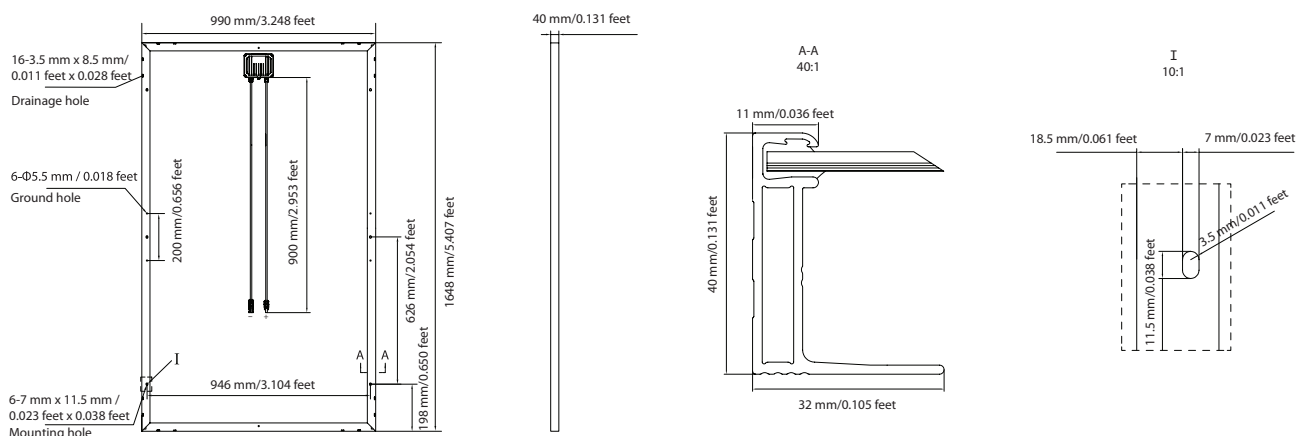
MECHANICAL SPECIFICATIONS

Outer dimensions (L x W x H)	1648 x 990 x 40 mm 64.88 x 38.98 x 1.57 in
Frame technology	Aluminum, silver / black anodized
Module composition	Glass / EVA / Backsheet (white)
Front glass thickness	3.2 mm / 0.13 in
① Cable length (IEC)	900 mm / 35.43 in
Cable diameter (IEC)	4 mm ²
② Maximum mechanical test load	6000 Pa
Fire performance (IEC)	C
Connector type (IEC)	MH5 (by Minghe)

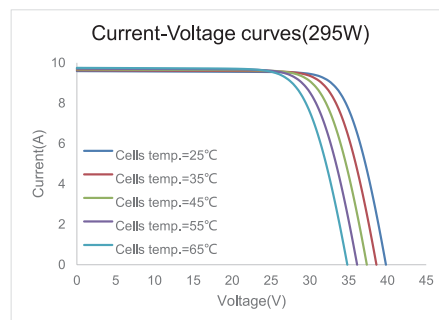
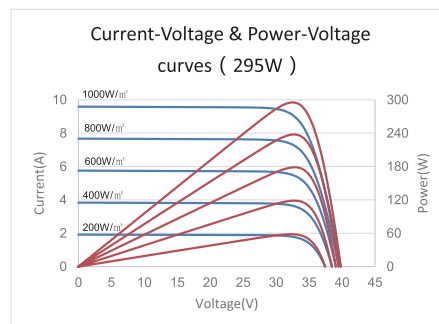
① Option: 900(+)/600(-) mm or 1000 mm for defined projects in advance.

② Refer to Astronergy crystalline installation manual or contact technical department.
Maximum Mechanical Test Load=1.5×Maximum Mechanical Design Load.

MODULE DIMENSION DETAILS



CURVE



PACKING SPECIFICATIONS

① Weight (module only)	18.6 kg / 41.01 lbs
② Packing unit	27 pcs / box
Weight of packing unit (for 40'HQ container)	541 kg / 1358 lbs
Number of modules per 40'HQ container	756 pcs

① Tolerance +/- 1.0kg

② Subject to sales contract

Made in China, Vietnam, Thailand and Germany

© Chint Solar (Zhejiang) Co., Ltd. Reserves the right of final interpretation. please contact our company to use the latest version for contract.

www.astronergy.com

Astronergy 05-2018