

List of Compatible Inverters
with LG Chem Home Battery

RESU

Compatible storage Inverters with RESU LV

All RESU installations require a compatible inverter.









Using a non-approved inverter will void the warranty provided by LG Chem.

See below important instructions when installing and using RESU LV.

1) Battery inverters should operate in **On-Grid only. (Not in Off-Grid)**

2) For On-Grid applications where Back-up mode may be sometimes utilized the backed up circuits and inverters AC draw must not exceed the battery current limit specifications.

Following list of Inverters are currently compatible with LG Chem home battery, RESU LV Series.

Inverter			Battery				Remark
Manufacturer	Model	Software Version*	RESU3.3 (3kW)	RESU6.5 (4.2kW)	RESU10 (5kW)	RESU13 (5kW)	
	Sunny Island 3.0M(EU)	3.110	○	○	○		*Cannot use in Back-up Mode
	Sunny Island 4.4M(EU)	3.00.03.R	○	○	○	○	*Cannot use in Back-up Mode
	Sunny Island 6.0H(EU)		○	○	○	○	*Exclusively, RESU13 can be used in Back-up Mode
	SH5K	SH5K_V11_V1_A	○	○	○		*Can use in Back-up Mode under the condition 2) above
	SH5K+	SH5K-V13_FW_V13					
	SH3K6	SH3K6-V11_FW_V28	○	○	○	○	
	SH4K6	SH4K6-V11_FW_V28					
	SH5K-20	SH5K-20_FW_V57					*Can use in Back-up Mode under the condition 2) above
	SK-SU5000E	Inverter_M V2.15 Charger_28035_M_2.23					
	SK-SU3700E						
	SK-SU3000E		○	○	○	○	
	SK-TL5000E						
	SK-TL3700E						
	ISS1Play 3TL	FW : ABH1002_Z					*Can use in Back-up Mode under the condition 2) above
	ISS1Play 3 with Transformer	DFW : ABH1003_P D.BOOT : ABH100	○	○	○		
	MultiPlus 48/3000/35	CCGX v2.31	○	○	○		*Can use in Back-up Mode under the condition 2) above
	GW3048D-ES	FW : 15158 App : V3.6.3	○	○	○	○	*Can use in Back-up Mode under the condition 2) above
	GW3648D-ES						
	GW5048D-ES						
	GW3048-EM	FW : 06068 App : V3.6.3	○	○	○	○	
	GW3648-EM						
	GW5048-EM	FW : 05058 App : V3.6.3					*Can use in Back-up Mode under the condition 2) above
	GW3600S-BP			○	○	○	
	GW5000S-BP						*Exclusively, can use in Off-Grid
	SPMC481	SP Link : 11.15.7006	○	○	○	○	
	SPMC482						

* Only compatible with the software versions which are mentioned above.

Compatible storage Inverters with RESU LV

All RESU installations require a compatible inverter.




Using a non-approved inverter will void the warranty provided by LG Chem.

See below important instructions when installing and using RESU LV.

1) Battery inverters should operate in **On-Grid only. (Not in Off-Grid)**

2) For On-Grid applications where Back-up mode may be sometimes utilized the backed up circuits and inverters AC draw must not exceed the battery current limit specifications.

Following list of Inverters are currently compatible with LG Chem home battery, RESU LV Series.

Inverter			Battery				Remark
Manufacturer	Model	Software Version*	RESU3.3 (3kW)	RESU6.5 (4.2kW)	RESU10 (5kW)	RESU13 (5kW)	
	Leonardo Pro II 3000/48 Li	FW: 2648433, WRD: 2.1, WBM: 1A	○	○	○	○	*Cannot use in Back-up Mode *Exclusively, RESU13 can be used in Back-up Mode
	SE 5K-RWS SE 7K-RWS SE 8K-RWS SE 10K-RWS	4.7.28	○	○	○		*Cannot use in Back-up Mode
	RHI-3K-48ES RHI-3.6K-48ES RHI-4.6K-48ES RHI-5K-48ES RHI-6K-48ES	270015	○	○	○	○	*Can use in Back-up Mode under the condition 2) above

* Only compatible with the software versions which are mentioned above.

